



**JESUS' SACRED HEART SCHOOL
DX - 1, SOUTH CITY, LUDHIANA**

Name : _____

Class : Pre Nursery

Holiday Homework



HOLIDAYS !! HOLIDAYS !!! HOLIDAYS !!!!


*It's time to smile and play,
My holidays are from 28th May,
WOW!! I am waiting for this lovely day.
All play and no work
I promise I will do one page of writing,
With no refusal and no fighting*





INSTRUCTIONS TO PARENTS

- **Everyday make your child say the prayer before meal;**
Thank you god for the world so sweet
Thank you god for the food we eat
Thank you god for everything!
- **Be a friend** – Play games with your child – like Ludo, carromboard
- **Develop motor skill** – let your child indulge in activities like meshing potatoes, rolling chapaties, clay modellings, shelling out peas etc. these activities will help in making their motor skills strong.
- **Explore nature** – Take your child for a morning walk. Count trees, cars, stones, flowers etc while going for a walk.
- **Sharpen memory** – Put a few things on a tray, show the tray to your child for a while and cover the tray and ask your child the name of objects which were on the tray. This activity will help in enhancing the memory of your child.
- **Inculcate Responsibilities** – Even these little ones can be taught to do small jobs and sense of responsibilities. They can do activities like laying the table, filling up the water bottle, dusting, watering plants, cleaning the cupboards, arranging the toys etc.
- **Reading Time:-** Parents are requested to read bed time stories to develop the listening skills amongst the children.
- **Suggested books:** Beauty and the beast, Jataka Tales.
- **Practice time:** * Kindly make your ward learn the given presentation lines.
* Kindly prepare your ward for upcoming competition **Patterns in Nature** to be held on **14.07.2017** wherein the child will be required to make a nature scene using patterns like triangle, circle, square etc.
- Converse with your child in English. Let's encourage the children to use simple words, phrases and sentences like:
 - May I come in?
 - May I drink water?
 - Please open/close my tiffin/bag
 - Please switch off/on the light/fan
- **All the mentioned work/ assignment should be creative and conducted under parental guidance and in no case should be done/written solely by the parents.**
- **Entire holiday's homework to be submitted on 13th July, 2017.**
- **Don't forget to take a few snap shots of each of your fun filled activities and get them to school in a handmade folder.**


Colour and paste colourful feathers on Turkey:




Fill these two baskets by pasting the pictures of your favourite fruits and vegetables:



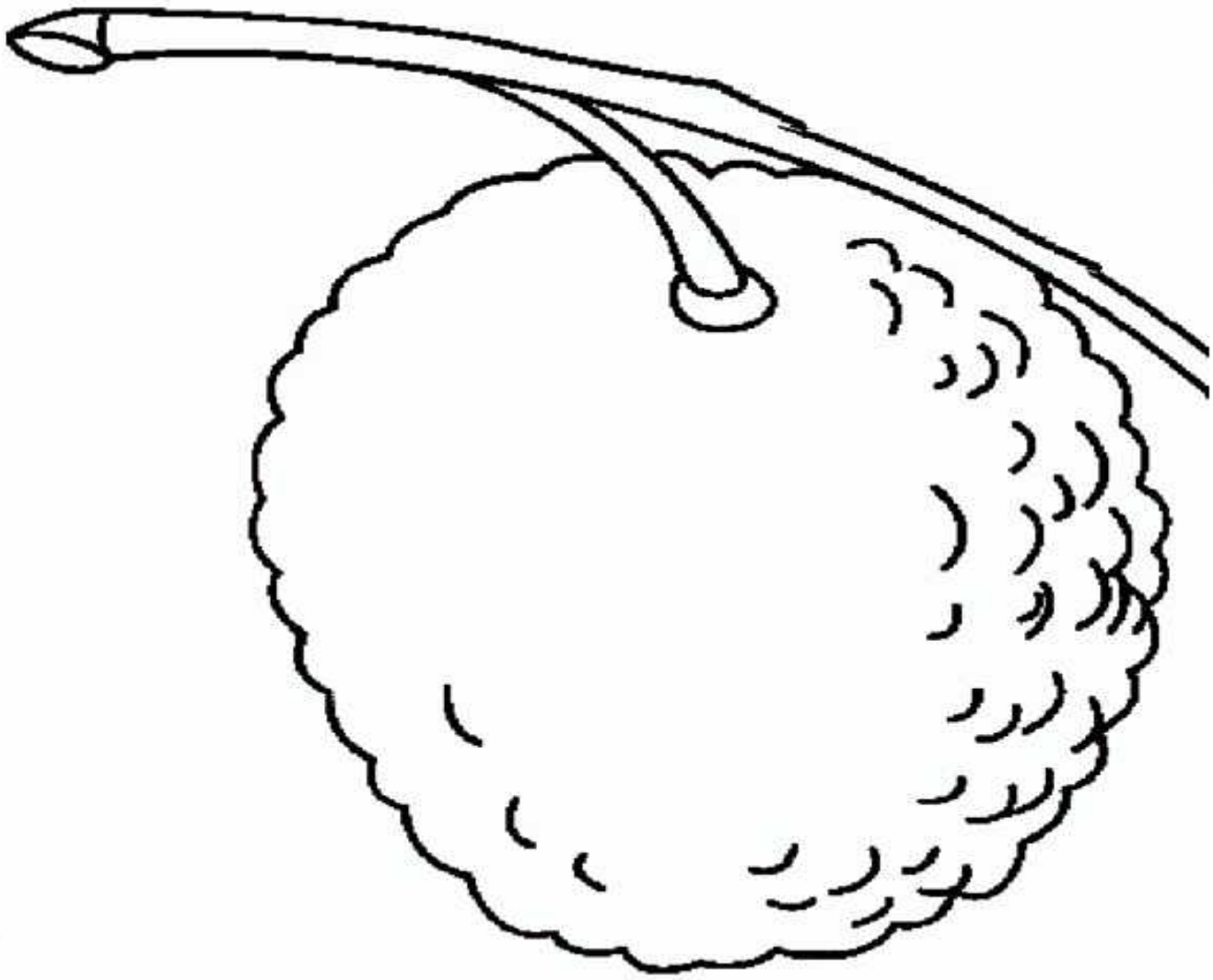
Fill letter A with green paint using your index finger and paste the pictures related to letter A:



Use paint to finger print this rose flower with red and green colour:



Colour and paste the original peel of Litchi:




Fill this bag by pasting pictures of your favourite vegetables:



❖ Happy Clown

Steps:-

1. First colour the picture
 2. Paste colourful pasta on hair of clown
- ❖ Now paste colourful thermocol balls on Bow



Happy Father's Day

D is for daddy Wish your Dad Happy Father's Day on **18th June'17**.

Material:

- ✓ Hard board or ivory sheet
- ✓ Glitter pen or sketch pen to write
- ✓ Decorative material of your own choice
- ✓ Poster colours for hand impression

Procedure:

Make a D letter cut as given in the picture. Take the hand impression of your dad and your hand print on the letter D cut out and decorate the letter. Present it to your dad on 18th June'17.
(Send it to school alongwith rest of the Holidays HW.)

